



AC294 Series

Premium Compact Accelerometer, Side Exit 2 Pin Connector, 100 mV/g, ±5%



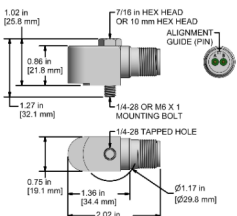
Product Features

Superior RF Immunity in a Compact 100 mV/g Sensor

- ▶ ± 80 g, Dynamic Range
 - ▶ 0.3 - 10,000 Hz (18 - 600,000 CPM) Frequency Response
 - ▶ Standard 2 Pin MIL Connection or Integral Cable
- Note: Integral Cable Options are only for Permanent Monitoring Applications

AC294-1D 2 Pin Connector

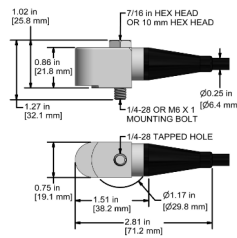
Connector Pin	Polarity
A	(+) Signal/Power
B	(-) Common



Stock Product

AC294-2D CB103 Integral Cable

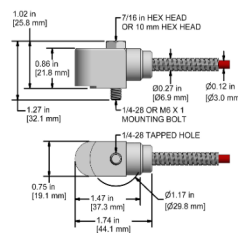
Conductor	Polarity
Red	(+) Signal/Power
Black	(-) Common
Shield	Cable Drain Wire



Built To Order

AC294-3D CB206 Armored Integral Cable

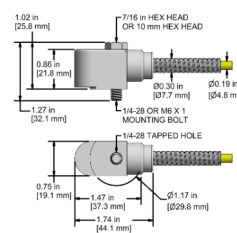
Conductor	Polarity
Red	(+) Signal/Power
Black	(-) Common
Shield	Cable Drain Wire



Built To Order

AC294-6D CB611 Heavy Duty Armored Integral Cable

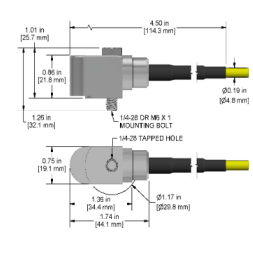
Conductor	Polarity
Red	(+) Signal/Power
Black	(-) Common
Shield	Cable Drain Wire



Built To Order

AC294-6N CB111 Integral Cable

Conductor	Polarity
Red	(+) Signal/Power
Black	(-) Common
Shield	Cable Drain Wire



Built To Order

Specifications	Standard	Metric	Specifications	Standard	Metric
Part Number	AC294	M/AC294	Environmental		
Sensitivity (±5%)	100 mV/g		Operating Temperature Range	-58 to 250°F	-50 to 121°C
Frequency Response (±3dB)	18-600,000 CPM	0,3-10000 Hz	Maximum Shock Protection	5,000 g, peak	
Frequency Response (±10%)	60-150,000 CPM	1,0-2500 Hz	Electromagnetic Sensitivity	CE	
Frequency Response (±5%)	600-120,000 CPM	10-2000 Hz	Sealing	Welded, Hermetic	
Dynamic Range	± 80 g, peak *Vsource ≥ 22V, 12Vbias		Submersible Depth	200 ft.	60 m
Electrical			Physical		
Settling Time	<2 Seconds		Sensing Element	PZT Ceramic	
Voltage Source (IEPE)	18-30 VDC		Sensing Structure	Shear Mode	
Constant Current Excitation	2-10 mA		Weight	3.3 oz	93 grams
Spectral Noise @ 10 Hz	8 µg/vHz		Case Material	316L Stainless Steel	
Spectral Noise @ 100 Hz	4 µg/vHz		Connector (Non-Integral)	2 Pin MIL-C-5015	
Spectral Noise @ 1000 Hz	2 µg/vHz		Resonant Frequency	1,200,000 CPM	20000 Hz
Output Impedance	<100 ohm		Mounting Torque	2 to 5 ft. lbs.	2,7 to 6,8 Nm
Bias Output Voltage	10-14 VDC			1/4-28	M6x1
Case Isolation	>10 ⁸ ohm				